

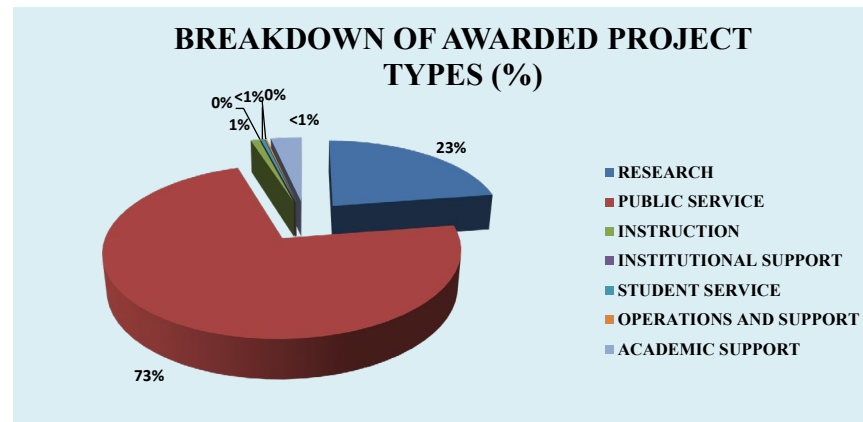
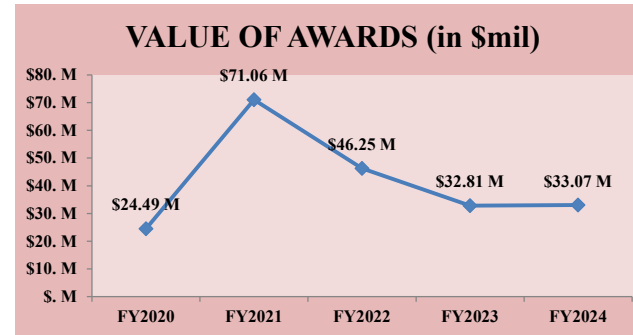
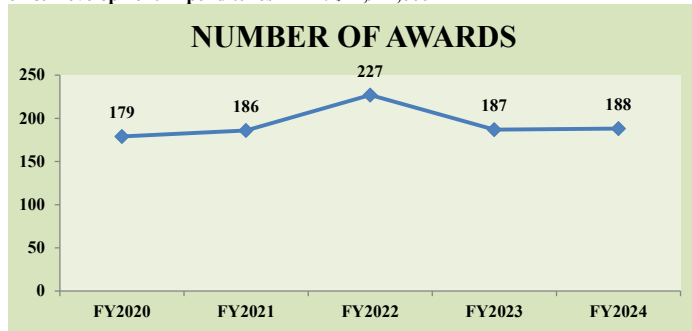
**SOUTHERN ILLINOIS UNIVERSITY
EDWARDSVILLE**

**OFFICE OF RESEARCH & PROJECTS
FY 2024 ANNUAL REPORT
JULY 1, 2023 thru JUNE 30, 2024**

1. SUMMARY OF AWARDS BY PROJECT TYPE

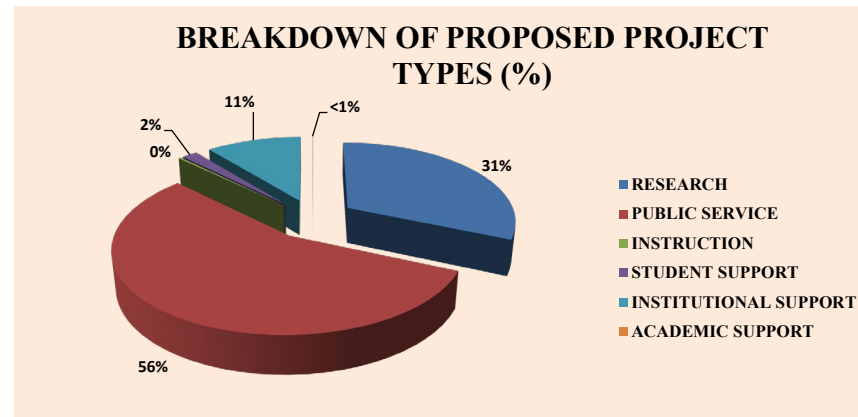
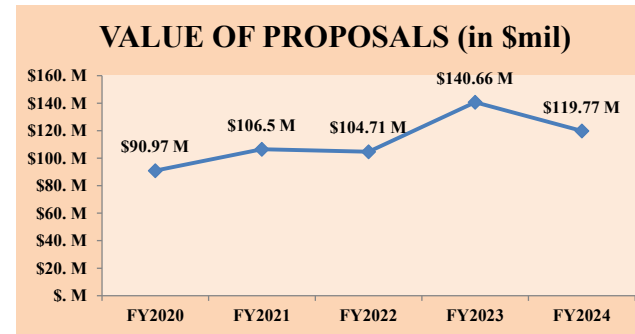
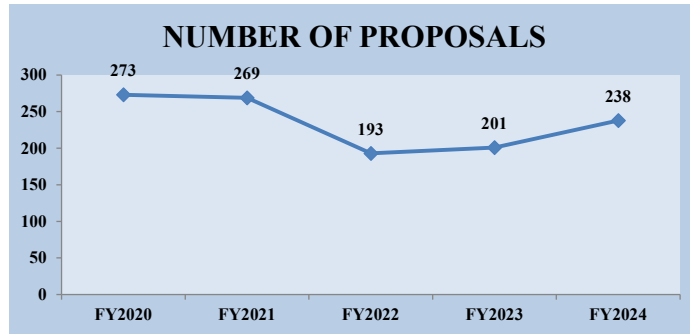
AWARDS BY PROJECT TYPE-	FY2020		FY2021		FY2022		FY2023		FY2024	
	COUNT	DOLLARS	COUNT	DOLLARS	COUNT	DOLLARS	COUNT	DOLLARS	COUNT	DOLLARS
RESEARCH	53	\$ 4,792,393	47	\$ 5,327,915	75	\$ 9,515,260	73	\$ 5,887,670	75	\$ 7,435,055
PUBLIC SERVICE	112	\$ 17,397,882	118	\$ 19,286,141	141	\$ 32,880,953	96	\$ 23,279,379	102	\$ 23,873,119
INSTRUCTION	3	\$ 378,075	5	\$ 669,520	3	\$ 946,709	7	\$ 982,496	2	\$ 312,726
INSTITUTIONAL SUPPORT	1	\$ 991,073	3	\$ 475,579	0	\$ -	0	\$ -	0	\$ -
<i>HEERF - Institutional Share</i>	1	\$ 4,839,196	2	\$ 24,120,444						
STUDENT SERVICE	5	\$ 90,077	4	\$ 1,985,024	4	\$ 1,376,448	7	\$ 1,749,709	1	\$ 137,346
<i>HEERF - Student Share</i>	1	\$ 4,839,196	2	\$ 18,522,371						
OPERATIONS & MAINTENANCE	1	\$ 775,000	2	\$ 127,954	0	\$ -	1	\$ 5,000	1	\$ 61,235
ACADEMIC SUPPORT	4	\$ 68,760	3	\$ 547,941	0	\$ -	1	\$ 888,883	3	\$ 1,133,048
SCHOLARSHIPS & FELLOWSHIPS	0	\$ -	0	\$ -	4	\$ 1,529,996	2	\$ 20,000	4	\$ 120,286
						\$ -				
TOTAL (without HEERF)	179	\$ 24,493,259	182	\$ 28,420,074	227	\$ 46,249,366	187	\$ 32,813,137	188	\$ 33,072,815
TOTAL (with HEERF)	181	\$ 34,171,651	186	\$ 71,062,889						

TOTAL Research & Development Expenditures FY24: \$21,927,000



2. SUMMARY OF PROPOSALS BY PROJECT TYPE

PROPOSALS BY PROJECT TYPE-	FY2020		FY2021		FY2022		FY2023		FY2024	
	COUNT	DOLLARS	COUNT	DOLLARS	COUNT	DOLLARS	COUNT	DOLLARS	COUNT	DOLLARS
RESEARCH	137	\$ 57,511,012	122	\$ 27,413,764	78	\$ 24,399,726	115	\$ 40,040,514	120	\$ 37,697,034
PUBLIC SERVICE	112	\$ 29,349,987	118	\$ 45,130,059	95	\$ 45,301,908	70	\$ 62,909,825	88	\$ 66,647,419
INSTRUCTION	7	\$ 2,004,043	9	\$ 871,408	4	\$ 442,000	4	\$ 1,936,766	8	\$ 354,988
STUDENT SUPPORT	6	\$ 597,686	4	\$ 5,267,503	4	\$ 4,294,466	6	\$ 9,649,834	4	\$ 2,082,839
INSTITUTIONAL SUPPORT	7	\$ 1,342,263	7	\$ 25,808,104	3	\$ 28,755,513	3	\$ 26,074,825	11	\$ 12,852,594
ACADEMIC SUPPORT	4	\$ 161,852	9	\$ 2,006,418	5	\$ 1,456,342	2	\$ 45,000	4	\$ 47,083
SCHOLARSHIPS & FELLOWSHIPS	0	\$ -	0	\$ -	4	\$ 56,497	1	\$ 5,362	3	\$ 90,039
TOTAL	273	\$ 90,966,843	269	\$ 106,497,256	193	\$ 104,706,452	201	\$ 140,662,126	238	\$ 119,771,995



3. SUMMARY OF AWARDS BY SPONSOR TYPE

AWARDS BY SPONSOR TYPE-	FY2020		FY2021		FY2022		FY2023		FY2024	
	COUNT	DOLLARS	COUNT	DOLLARS	COUNT	DOLLARS	COUNT	DOLLARS	COUNT	DOLLARS
FEDERAL	38	\$ 17,790,373	45	\$ 19,351,657	50	\$ 27,520,072	39	\$ 19,297,679	39	\$ 22,612,614
STATE & LOCAL GOVERNMENT	49	\$ 3,710,103	65	\$ 6,244,843	99	\$ 15,236,941	86	\$ 10,531,565	77	\$ 5,970,742
FOUNDATION & NON-PROFIT	39	\$ 846,844	39	\$ 794,232	44	\$ 1,388,918	31	\$ 796,767	27	\$ 781,175
INDUSTRY	52	\$ 2,138,439	26	\$ 1,892,191	34	\$ 2,103,435	27	\$ 2,147,125	39	\$ 3,640,980
INTERNATIONAL	0	\$ -	0	\$ -	0	\$ -	0	\$ -	0	\$ -
OTHER	1	\$ 7,500	7	\$ 137,151	0	\$ -	4	\$ 40,000	6	\$ 67,303
TOTAL	179	\$ 24,493,259	182	\$ 28,420,074	227	\$ 46,249,366	187	\$ 32,813,137	188	\$ 33,072,815

TOP THREE SPONSORS IN FY24 BY NUMBER OF AWARDS	
U.S. Department of Education	8
U.S. Department of Health & Human Services	7
National Science Foundation	6

TOP THREE SPONSORS IN FY24 BY VALUE OF AWARDS	
U.S. Health Resources and Service Administration	\$ 17,620,128
U.S. Department of Education	\$ 2,783,089
National Science Foundation	\$ 1,185,885

4. SUMMARY OF PROPOSALS BY SPONSOR TYPE

PROPOSALS BY SPONSOR TYPE-	FY2020		FY2021		FY2022		FY2023		FY2024	
	COUNT	DOLLARS	COUNT	DOLLARS	COUNT	DOLLARS	COUNT	DOLLARS	COUNT	DOLLARS
FEDERAL	60	\$ 44,790,437	80	\$ 76,852,027	72	\$ 63,328,205	50	\$ 61,938,162	48	\$ 101,500,523
STATE & LOCAL GOVERNMENT	38	\$ 5,192,099	72	\$ 6,745,536	84	\$ 12,884,351	66	\$ 15,569,311	103	\$ 10,039,799
FOUNDATION & NON-PROFIT	56	\$ 8,284,229	71	\$ 4,893,056	67	\$ 26,122,889	57	\$ 25,482,681	42	\$ 3,206,633
INDUSTRY	16	\$ 1,934,821	41	\$ 2,328,589	32	\$ 2,043,608	20	\$ 1,716,297	39	\$ 3,915,099
INTERNATIONAL	6	\$ 123,384	5	\$ 115,799	2	\$ 27,007	0	\$ -	2	\$ 1,052,271
OTHER	1	\$ 67,026	4	\$ 31,837	12	\$ 2,091,196	0	\$ -	4	\$ 57,670
TOTAL	177	\$ 60,391,996	273	\$ 90,966,844	269	\$ 106,497,256	193	\$ 104,706,452	238	\$ 119,771,995

TOP THREE SPONSORS IN FY24 BY NUMBER OF PROPOSALS	
National Science Foundation	10
U.S. Department of Education	8
National Institute of Health	6

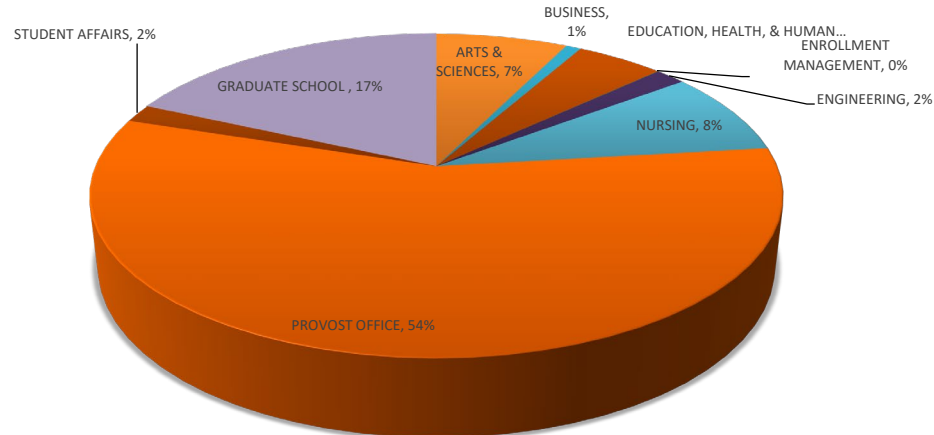
TOP THREE SPONSORS IN FY24 BY VALUE OF PROPOSALS	
U.S. Economic Development Administration	\$ 39,991,456
U.S. Department of Education	\$ 19,183,649
U.S. Department of Health & Human Services	\$ 14,611,663

5. SUMMARY OF AWARDS BY SCHOOL/UNIT

AWARDS BY SCHOOL/UNIT-	FY2020		FY2021		FY2022		FY2023		FY2024	
	COUNT	DOLLARS	COUNT	DOLLARS	COUNT	DOLLARS	COUNT	DOLLARS	COUNT	DOLLARS
ARTS & SCIENCES	58	\$ 1,244,251	43	\$ 1,194,957	66	\$ 4,833,205	45	\$ 3,493,159	40	\$ 2,315,543
BUSINESS	22	\$ 559,096	18	\$ 746,032	14	\$ 1,113,470	16	\$ 790,045	13	\$ 267,398
DENTAL MEDICINE	3	\$ 49,656	5	\$ 467,295	2	\$ 240,743	1	\$ 15,000	1	\$ 19,986
EDUCATION, HEALTH, & HUMAN BEHAVIOR	17	\$ 991,782	28	\$ 1,109,881	28	\$ 3,526,289	23	\$ 1,851,765	20	\$ 1,545,974
ENROLLMENT MANAGEMENT	0	\$ -	1	\$ 1,598,717	1	\$ 298,427	2	\$ 634,059	1	\$ 10,000
ENGINEERING	10	\$ 433,060	10	\$ 941,643	15	\$ 2,731,229	21	\$ 370,914	21	\$ 531,551
LIBRARY & INFORMATION SERVICES	0	\$ -	0	\$ -	1	\$ 249,999	2	\$ -	0	\$ -
NURSING	7	\$ 1,452,351	13	\$ 3,119,516	8	\$ 1,849,068	10	\$ 2,968,821	9	\$ 2,638,776
PHARMACY	7	\$ 88,149	5	\$ 136,118	9	\$ 1,101,026	4	\$ 155,100	7	\$ 1,211,830
PROVOST OFFICE	5	\$ 1,930,614	2	\$ 702,565	7	\$ 164,500	7	\$ 114,523	5	\$ 153,800
UNIVERSITY SERVICES TO EAST ST. LOUIS *	22	\$ 14,036,861	23	\$ 14,249,192	37	\$ 23,893,617	15	\$ 15,616,991	18	\$ 17,815,445
CHANCELLOR OFFICE	1	\$ 60,000	2	\$ 69,000	2	\$ 122,400	2	\$ 70,836	3	\$ 160,891
EQUITY, DIVERSITY, & INCLUSION	0	\$ -	1	\$ 30,000	0	\$ -	1	\$ 10,000	1	\$ 1,000
INFORMATION TECHNOLOGY SERVICES	0	\$ -	1	\$ 395,580	0	\$ -	0	\$ -	0	\$ -
VC FOR ADMINISTRATION OFFICE	3	\$ 23,000	2	\$ 4,410	1	\$ 15,120	2	\$ 50,734	1	\$ 61,235
STUDENT AFFAIRS	5	\$ 607,970	7	\$ 577,608	8	\$ 418,865	5	\$ 761,928	2	\$ 570,280
GRADUATE SCHOOL										
GRADUATE STUDIES & RESEARCH	4	\$ 536,034	3	\$ 343,736	0	\$ -	1	\$ 24,000	4	\$ 52,536
NATIONAL CORN-TO-ETHANOL CENTER	11	\$ 1,494,790	7	\$ 1,558,006	17	\$ 3,959,871	11	\$ 2,018,894	17	\$ 3,952,173
STEM CENTER	4	\$ 985,646	9	\$ 655,819	2	\$ 293,113	7	\$ 664,658	6	\$ 624,979
CENTER FOR PREDICTIVE ANALYTICS	0	\$ -	1	\$ 500,000	0	\$ -	6	\$ 2,811,500	9	\$ 620,500
GEOMARC	0	\$ -	1	\$ 20,000	9	\$ 1,438,424	6	\$ 390,569	7	\$ 323,260
CRIME SCIENCE & VIOLENCE PREVENTION	0	\$ -	0	\$ -	0	\$ -	0	\$ -	3	\$ 195,657
TOTAL	179	\$ 24,493,259	182	\$ 28,420,074	227	\$ 46,249,366	187	\$ 32,813,497	188	\$ 33,072,815

* EFFECTIVE 07/01/15, UNIVERSITY SERVICES TO EAST ST. LOUIS MOVED UNDER OFFICE OF VICE CHANCELLOR FOR ADMINISTRATIVE AFFAIRS, 07/01/2017 MOVED UNDER OFFICE OF THE PROVOST

AWARDS BY SCHOOL/UNIT (%)



6. SUMMARY OF PROPOSALS BY SCHOOL/UNIT

PROPOSALS BY SCHOOL/UNIT-	FY2020		FY2021		FY2022		FY2023		FY2024	
	COUNT	DOLLARS	COUNT	DOLLARS	COUNT	DOLLARS	COUNT	DOLLARS	COUNT	DOLLARS
ARTS & SCIENCES	89	\$ 21,794,857	72	\$ 5,997,848	72	\$ 6,320,338	67	\$ 10,566,457	51	\$ 9,121,359
BUSINESS	27	\$ 2,824,924	18	\$ 843,844	17	\$ 1,319,786	17	\$ 1,438,474	16	\$ 558,523
DENTAL MEDICINE	5	\$ 601,741	4	\$ 351,961	3	\$ 6,114,790	4	\$ 541,066	4	\$ 3,099,489
EDUCATION, HEALTH, & HUMAN BEHAVIOR	26	\$ 6,066,771	37	\$ 1,620,079	14	\$ 1,493,878	22	\$ 5,063,147	19	\$ 2,968,665
ENGINEERING	30	\$ 13,648,544	25	\$ 3,478,965	13	\$ 2,494,381	25	\$ 4,267,746	39	\$ 6,350,113
ENROLLMENT MANAGEMENT	0	\$ -	3	\$ 2,396,271	0	\$ -	1	\$ 30,000	1	\$ 45,493
INFORMATION TECHNOLOGY SERVICES	0	\$ -	1	\$ 199,730	0	\$ -	0	\$ -	0	\$ -
LIBRARY & INFORMATION SERVICES	3	\$ 414,142	2	\$ 499,878	1	\$ 249,998	0	\$ -	2	\$ 298,000
NURSING	6	\$ 3,045,400	13	\$ 4,517,912	8	\$ 4,635,664	10	\$ 34,307,689	8	\$ 8,629,527
PHARMACY	10	\$ 2,255,681	13	\$ 3,075,265	7	\$ 2,630,374	5	\$ 6,027,957	7	\$ 3,486,781
POLICE SERVICES	0	\$ -	2	\$ 18,576	1	\$ 15,120	6	\$ 860,820	1	\$ 61,235
PROVOST OFFICE	7	\$ 1,532,014	10	\$ 25,361,554	9	\$ 23,042,448	6	\$ 50,148,627	9	\$ 228,791
UNIVERSITY SERVICES TO EAST ST. LOUIS *	25	\$ 19,364,106	25	\$ 42,292,999	27	\$ 42,680,889	8	\$ 7,799,166	16	\$ 22,390,057
CHANCELLOR OFFICE	3	\$ 58,048	1	\$ 25,000	1	\$ 25,000	1	\$ 25,000	3	\$ 916,033
VC FOR ADMINISTRATION OFFICE	3	\$ 25,787	0	\$ -	0	\$ -	0	\$ -	1	\$ 4,950,249
STUDENT AFFAIRS	1	\$ 11,000	10	\$ 787,638	5	\$ 165,157	3	\$ 1,082,934	3	\$ 1,636,148
EQUITY, DIVERSITY, & INCLUSION	-	\$ -	-	\$ -	-	\$ -	1	\$ 10,000	4	\$ 240,350
UNIVERSITY WIDE SERVICES	0	\$ -	0	\$ -	0	\$ -	0	\$ -	4	\$ 39,166,456
GRADUATE SCHOOL										
GRADUATE STUDIES AND RESEARCH	12	\$ 1,537,723	4	\$ 1,465,231	1	\$ 980,981	4	\$ 1,669,159	4	\$ 852,536
NATIONAL CORN-TO-ETHANOL CENTER	21	\$ 16,613,029	15	\$ 9,887,485	8	\$ 9,443,446	9	\$ 9,415,285	17	\$ 6,947,177
STEM CENTER	5	\$ 1,173,077	8	\$ 1,807,535	5	\$ 1,758,416	9	\$ 3,236,451	11	\$ 2,095,075
CENTER FOR PREDICTIVE ANALYTICS	0	\$ -	4	\$ 1,844,485	1	\$ 1,335,787	2	\$ 3,999,437	5	\$ 836,641
GEOMARC	0	\$ -	2	\$ 25,000	0	\$ -	1	\$ 172,710	9	\$ 853,443
CRIME SCIENCE & VIOLENCE PREVENTION	0	\$ -	0	\$ -	0	\$ -	0	\$ -	4	\$ 4,039,852
TOTAL	273	\$ 90,966,844	263	\$ 104,627,771	192	\$ 104,706,452	201	\$ 140,662,126	238	\$ 119,771,995

* EFFECTIVE 07/01/15, UNIVERSITY SERVICES TO EAST ST. LOUIS MOVED UNDER OFFICE OF VICE CHANCELLOR FOR ADMINISTRATIVE AFFAIRS, 07/01/2017 MOVED UNDER OFFICE OF THE PROVOST

PROPOSAL VALUE BY SCHOOL/UNIT

