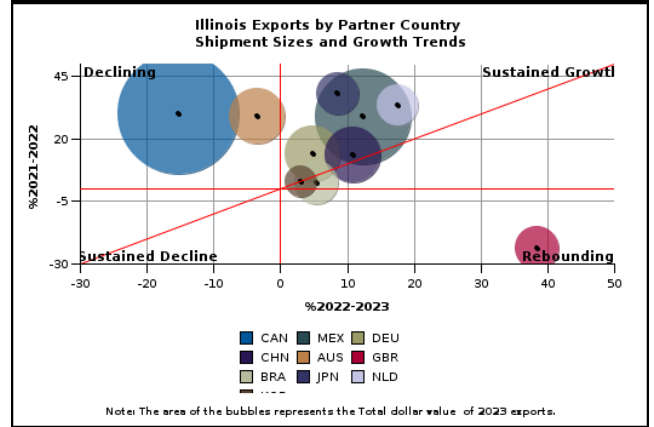
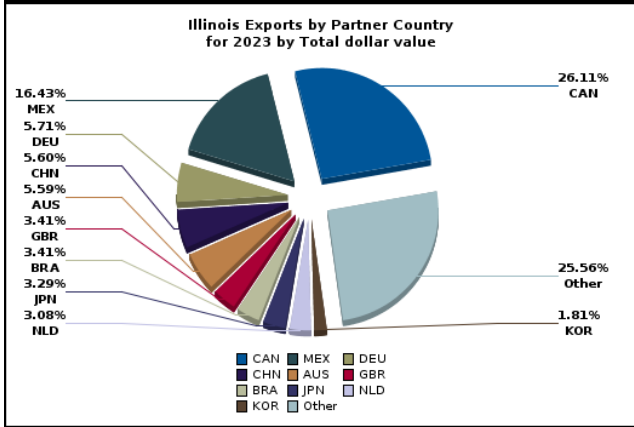
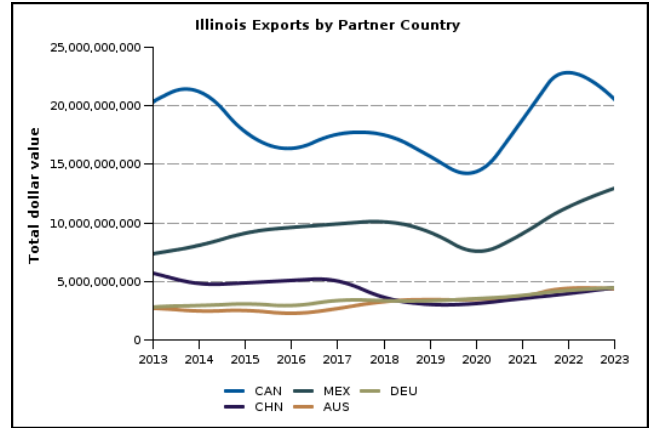
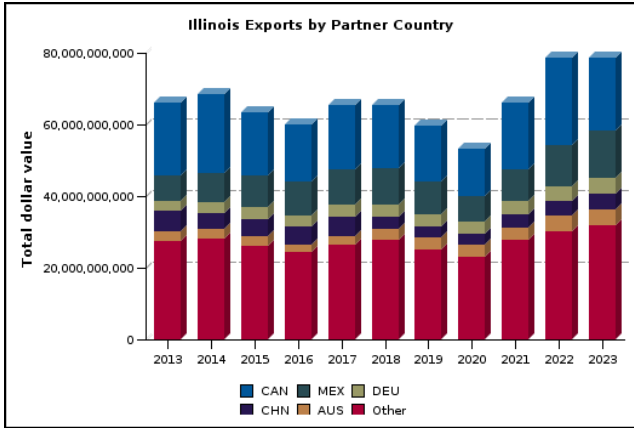


From State: **Illinois**
Commodity: **All Commodities**
Destination: **Total all Countries**
Rows selected: **231**

Series: **Exports**
HS Code: **TOTAL**
Order: **Desc**
User Name: **storres**

Unit: **Total dollar value**
Sorted by: **2023**
Runtime: **2024-03-04 14:23**



Rank	Codes	Description	ANNUAL 2021	ANNUAL 2022	ANNUAL 2023	%2021-2022	%2022-2023
		TOTAL ALL PARTNER COUNTRIES	66,137,493,188	78,673,265,748	78,723,724,164	18.95	0.06
1	CAN	Canada	18,679,685,989	24,274,300,032	20,552,490,249	29.95	-15.33
2	MEX	Mexico	8,936,034,386	11,528,132,435	12,932,220,945	29.01	12.18
3	DEU	Germany	3,758,337,941	4,282,862,897	4,491,462,836	13.96	4.87
4	CHN	China	3,499,325,679	3,979,851,194	4,410,416,427	13.73	10.82
5	AUS	Australia	3,521,377,701	4,555,938,643	4,399,871,837	29.38	-3.43
6	GBR	United Kingdom	2,542,797,671	1,942,287,153	2,688,047,496	-23.62	38.40
7	BRA	Brazil	2,480,873,461	2,546,037,305	2,684,489,257	2.63	5.44
8	JPN	Japan	1,728,197,201	2,388,660,872	2,591,212,525	38.22	8.48
9	NLD	Netherlands	1,544,959,979	2,063,898,619	2,425,903,028	33.59	17.54
10	KOR	Korea, Republic Of	1,339,807,443	1,382,658,081	1,424,591,415	3.20	3.03
11	SGP	Singapore	1,099,034,479	1,478,017,542	1,394,369,470	34.48	-5.66
12	IND	India	880,456,929	1,040,467,073	1,382,561,567	18.17	32.88
13	FRA	France	927,229,817	1,088,463,110	1,236,331,771	17.39	13.59
14	CHL	Chile	990,787,644	907,422,293	1,031,111,609	-8.41	13.63
15	BEL	Belgium	1,031,700,684	1,063,685,447	1,000,164,267	3.10	-5.97
16	CHE	Switzerland	471,290,481	878,195,133	955,454,608	86.34	8.80
17	ZAF	South Africa	524,566,508	686,894,604	842,887,752	30.95	22.71
18	ARE	United Arab Emirates	425,058,615	567,522,092	761,266,731	33.52	34.14
19	TWN	Taiwan	748,886,571	880,276,056	754,247,306	17.54	-14.32
20	IDN	Indonesia	373,547,891	487,498,572	601,250,349	30.50	23.33
21	HKG	Hong Kong	795,489,222	592,432,935	504,352,260	-25.53	-14.87
22	COL	Colombia	403,554,371	596,077,109	503,448,807	47.71	-15.54
23	MYS	Malaysia	404,368,595	446,927,294	497,934,362	10.52	11.41
24	THA	Thailand	577,011,077	417,618,863	444,625,652	-27.62	6.47
25	IRL	Ireland	966,920,764	1,030,256,893	443,566,661	6.55	-56.95
26	SAU	Saudi Arabia	309,605,947	287,204,665	424,426,101	-7.24	47.78
27	ITA	Italy	315,795,379	371,204,743	416,906,831	17.55	12.31
28	VNM	Vietnam	559,815,610	491,991,291	402,439,959	-12.12	-18.20
29	PER	Peru	441,683,533	302,783,822	386,102,781	-31.45	27.52
30	ARG	Argentina	373,889,938	413,544,194	382,719,091	10.61	-7.45
31	SWE	Sweden	175,810,619	208,506,558	334,553,086	18.60	60.45
32	DOM	Dominican Republic	198,123,507	280,760,808	314,205,944	41.71	11.91
33	PHL	Philippines	231,387,649	282,332,798	310,894,209	22.02	10.12
34	POL	Poland	241,075,698	255,067,890	295,773,140	5.80	15.96
35	ESP	Spain	223,050,376	293,224,731	287,413,135	31.46	-1.98
36	ISR	Israel	202,580,527	284,781,290	216,456,458	40.58	-23.99
37	TUR	Turkey	230,577,745	187,086,331	207,219,047	-18.86	10.76
38	CRI	Costa Rica	157,898,875	164,647,014	196,713,725	4.27	19.48

39	NZL	New Zealand	190,804,970	228,249,740	175,364,814	19.62	-23.17
40	GTM	Guatemala	134,994,804	158,393,721	171,377,222	17.33	8.20
41	MAR	Morocco	36,552,628	57,504,770	159,198,222	57.32	176.84
42	BGD	Bangladesh	24,802,818	100,714,404	143,069,796	306.06	42.05
43	DNK	Denmark	102,470,623	93,221,056	120,636,683	-9.03	29.41
44	NOR	Norway	71,373,896	70,429,289	111,221,881	-1.32	57.92
45	RUS	Russia	660,779,820	240,568,710	109,033,162	-63.59	-54.68
46	PAN	Panama	95,539,748	109,971,568	108,976,828	15.11	-0.90
47	LTU	Lithuania	57,513,538	71,794,147	108,940,546	24.83	51.74
48	AUT	Austria	76,931,579	70,165,717	100,776,295	-8.79	43.63
49	HND	Honduras	86,915,626	80,202,275	97,791,772	-7.72	21.93
50	UKR	Ukraine	111,418,381	56,699,900	84,513,974	-49.11	49.05
51	ECU	Ecuador	62,428,960	70,403,659	74,903,387	12.77	6.39
52	CZE	Czech Republic	83,001,525	96,992,152	74,759,199	16.86	-22.92
53	KAZ	Kazakhstan	76,924,231	95,200,246	70,967,291	23.76	-25.45
54	URY	Uruguay	80,423,868	67,998,265	70,962,601	-15.45	4.36
55	SLV	El Salvador	56,415,509	60,962,848	70,874,623	8.06	16.26
56	FIN	Finland	93,101,210	42,193,900	70,605,695	-54.68	67.34
57	PAK	Pakistan	88,489,479	179,194,720	67,319,365	102.50	-62.43
58	KWT	Kuwait	64,918,672	48,886,397	65,339,524	-24.70	33.66
59	GEO	Georgia	21,740,088	48,323,520	64,248,191	122.28	32.95
60	HUN	Hungary	89,007,603	87,331,876	60,469,353	-1.88	-30.76
61	EGY	Egypt	240,100,047	204,463,475	58,791,310	-14.84	-71.25
62	QAT	Qatar	81,999,023	120,193,790	54,904,374	46.58	-54.32
63	PRT	Portugal	23,269,180	27,633,763	52,358,561	18.76	89.47
64	SVK	Slovakia	41,862,586	40,948,096	50,085,198	-2.18	22.31
65	JOR	Jordan	30,869,041	34,133,611	46,515,310	10.58	36.27
66	TTO	Trinidad And Tobago	38,373,515	42,688,094	44,824,828	11.24	5.01
67	TUN	Tunisia	2,566,252	30,597,080	42,866,548	1,092.29	40.10
68	COD	Congo, Democratic Republic Of The Congo (Formerly Zaire)	27,020,665	6,903,590	42,729,899	-74.45	518.95
69	JAM	Jamaica	37,267,020	38,071,633	40,287,590	2.16	5.82
70	BHR	Bahrain	9,390,626	14,210,198	35,978,819	51.32	153.19
71	PNG	Papua New Guinea	2,350,310	3,802,553	34,791,354	61.79	814.95
72	NGA	Nigeria	47,211,866	38,580,880	33,464,617	-18.28	-13.26
73	HRV	Croatia	26,241,934	19,552,634	31,368,173	-25.49	60.43
74	GRC	Greece	27,980,743	39,044,629	29,861,991	39.54	-23.52
75	NIC	Nicaragua	17,641,372	23,916,695	29,860,743	35.57	24.85
76	LUX	Luxembourg	26,881,522	27,929,546	28,360,911	3.90	1.54
77	PRY	Paraguay	26,796,770	25,163,006	26,029,150	-6.10	3.44
78	BHS	Bahamas	24,044,327	25,074,051	25,823,578	4.28	2.99
79	OMN	Oman	23,334,302	66,282,257	24,595,313	184.06	-62.89
80	ZMB	Zambia	6,883,100	14,170,077	24,135,110	105.87	70.32
81	ROU	Romania	17,309,802	27,576,307	24,127,196	59.31	-12.51
82	LVA	Latvia	11,156,696	14,055,175	23,741,060	25.98	68.91
83	BGR	Bulgaria	19,362,109	24,625,318	23,363,687	27.18	-5.12
84	IRQ	Iraq	16,403,391	16,503,514	21,910,032	0.61	32.76
85	SEN	Senegal	7,488,468	4,486,546	20,703,064	-40.09	361.45
86	EST	Estonia	10,212,460	10,360,101	20,569,986	1.45	98.55
87	ARM	Armenia	1,625,036	15,499,701	19,823,139	853.81	27.89
88	VEN	Venezuela	18,617,240	36,651,192	19,284,987	96.87	-47.38
89	SDN	Sudan (Starting 2011)	13,025,458	2,627,812	18,741,325	-79.83	613.19
90	MNG	Mongolia	23,103,094	18,117,612	18,404,495	-21.58	1.58
91	ETH	Ethiopia	34,424,035	27,503,773	18,007,660	-20.10	-34.53
92	BOL	Bolivia	18,262,138	17,753,009	17,938,235	-2.79	1.04
93	KGZ	Kyrgyzstan	5,996,336	5,325,353	16,572,485	-11.19	211.20
94	LBY	Libya	8,225,719	12,670,866	15,896,818	54.04	25.46
95	KHM	Cambodia	21,660,114	13,546,053	14,683,013	-37.46	8.39
96	GHA	Ghana	65,977,259	58,889,008	14,621,626	-10.74	-75.17
97	DJI	Djibouti	13,930,858	7,017,849	13,419,314	-49.62	91.22
98	SUR	Suriname	4,143,382	6,148,534	13,234,632	48.39	115.25
99	LKA	Sri Lanka	15,613,396	28,215,873	12,865,922	80.72	-54.40
100	BRB	Barbados	10,422,176	11,697,277	11,616,606	12.23	-0.69
101	SOM	Somalia	468,508	486,872	11,525,059	3.92	2,267.16
102	SVN	Slovenia	6,171,397	7,824,431	11,251,413	26.79	43.80
103	HTI	Haiti	12,106,116	8,361,700	10,747,092	-30.93	28.53
104	LBN	Lebanon	4,608,257	10,887,837	10,729,241	136.27	-1.46
105	ISL	Iceland	6,699,067	8,937,017	10,636,321	33.41	19.01
106	CYM	Cayman Islands	13,279,631	8,025,291	10,108,140	-39.57	25.95
107	MLI	Mali	11,815,784	5,597,958	10,041,348	-52.62	79.38
108	KEN	Kenya	20,084,593	23,869,246	9,979,512	18.84	-58.19
109	MRT	Mauritania	22,752,824	12,323,437	9,560,434	-45.84	-22.42
110	GUY	Guyana	7,293,396	7,725,855	8,718,719	5.93	12.85
111	TZA	Tanzania	2,049,604	9,060,107	8,248,652	342.04	-8.96
112	ABW	Aruba	2,242,760	4,041,833	7,549,290	80.22	86.78
113	AZE	Azerbaijan	18,188,924	14,660,764	7,358,998	-19.40	-49.80
114	SSD	South Sudan	1,828,755	2,052,911	7,292,261	12.26	255.22
115	NCL	New Caledonia	1,408,782	3,665,612	6,772,462	160.20	84.76
116	MOZ	Mozambique	5,190,708	8,486,595	6,334,305	63.50	-25.36

117	SRB	Serbia	5,198,184	6,134,601	6,027,166	18.01	-1.75
118	FJI	Fiji	1,841,822	2,454,751	6,024,951	33.28	145.44
119	BMU	Bermuda	7,660,718	5,833,564	5,998,535	-23.85	2.83
120	DZA	Algeria	5,959,008	65,320,992	5,941,444	996.17	-90.90
121	UZB	Uzbekistan	26,151,113	3,570,758	5,735,893	-86.35	60.64
122	SXM	Sint Maarten	3,538,476	5,380,818	5,528,758	52.07	2.75
123	ALB	Albania	5,120,322	4,492,737	5,361,832	-12.26	19.34
124	BLZ	Belize	6,823,098	4,959,688	5,220,635	-27.31	5.26
125	UGA	Uganda	15,492,297	5,869,054	5,216,440	-62.12	-11.12
126	MMR	Burma (Myanmar)	14,739,978	14,486,899	4,637,995	-1.72	-67.98
127	CIV	Ivory Coast	2,512,419	10,136,191	4,450,404	303.44	-56.09
128	CMR	Cameroon	3,837,671	5,508,261	4,252,465	43.53	-22.80
129	MDA	Moldova	4,662,058	3,993,493	3,708,501	-14.34	-7.14
130	CUW	Curacao	2,191,823	3,896,197	3,409,950	77.76	-12.48
131	PYF	French Polynesia	1,306,734	2,597,800	3,275,146	98.80	26.07
132	ZWE	Zimbabwe	1,512,168	2,811,084	3,159,854	85.90	12.41
133	PCN	Pitcairn Island	0	0	3,016,374	NaN	Infinity
134	MLT	Malta	2,362,461	5,681,046	2,879,392	140.47	-49.32
135	TGO	Togo	2,765,982	5,097,608	2,697,584	84.30	-47.08
136	BEN	Benin	2,944,820	4,609,957	2,534,523	56.54	-45.02
137	LCA	St. Lucia	1,778,218	2,571,015	2,426,795	44.58	-5.61
138	NER	Niger	2,079,222	5,494,066	2,358,300	164.24	-57.08
139	VGB	British Virgin Islands	2,456,707	1,806,058	2,290,667	-26.48	26.83
140	CYP	Cyprus	1,355,989	1,597,311	2,162,658	17.80	35.39
141	NPL	Nepal	2,771,943	4,144,962	2,113,685	49.53	-49.01
142	TCA	Turks And Caicos Islands	1,619,605	1,995,637	2,071,344	23.22	3.79
143	TKM	Turkmenistan	1,370,287	1,242,064	2,066,407	-9.36	66.37
144	ATG	Antigua And Barbuda	752,147	1,732,142	2,023,247	130.29	16.81
145	KNA	St.Christopher-Nevis	827,749	1,214,801	1,856,247	46.76	52.80
146	MDV	Maldives	1,677,573	1,863,043	1,804,995	11.06	-3.12
147	MUS	Mauritius	3,738,261	4,657,001	1,673,954	24.58	-64.06
148	MAC	Macau	5,710,428	2,036,934	1,670,060	-64.33	-18.01
149	LBR	Liberia	1,543,149	1,968,145	1,652,153	27.54	-16.06
150	YEM	Republic Of Yemen	4,103,019	25,046,493	1,592,164	510.44	-93.64
151	IRN	Iran	517,792	1,352,023	1,592,135	161.11	17.76
152	DMA	Dominica	406,917	743,809	1,551,713	82.79	108.62
153	BFA	Burkina Faso	963,560	3,112,733	1,522,116	223.05	-51.10
154	GLP	Guadeloupe	1,603,489	588,201	1,447,071	-63.32	146.02
155	SYC	Seychelles	355,106	1,406,017	1,326,191	295.94	-5.68
156	NAM	Namibia	1,039,838	5,544,841	1,317,338	433.24	-76.24
157	AGO	Angola	2,202,676	4,667,853	1,313,779	111.92	-71.85
158	RWA	Rwanda	7,189,380	1,364,644	1,306,468	-81.02	-4.26
159	COG	Congo, Republic Of The Congo	467,911	1,225,873	1,288,845	161.99	5.14
160	MKD	Macedonia	792,923	519,352	1,188,518	-34.50	128.85
161	MNE	Montenegro	1,236,018	505,853	1,181,530	-59.07	133.57
162	LAO	Laos	214,006	589,619	1,110,875	175.52	88.41
163	MDG	Madagascar	2,131,593	3,776,132	1,101,783	77.15	-70.82
164	AFG	Afghanistan	621,988	90,584	1,041,546	-85.44	1,049.81
165	GAB	Gabon	11,004,685	1,235,877	983,787	-88.77	-20.40
166	GRD	Grenada	981,600	1,585,997	959,797	61.57	-39.48
167	BRN	Brunei	4,655,497	1,832,584	891,055	-60.64	-51.38
168	BIH	Bosnia And Herzegovina	1,341,643	654,830	867,162	-51.19	32.43
169	GMB	Gambia	252,965	672,086	761,586	165.68	13.32
170	GIB	Gibraltar	70,000	395,079	640,748	464.40	62.18
171	AIA	Anguilla	364,065	1,965,954	589,709	440.00	-70.00
172	VCT	St. Vincent	956,325	592,550	579,132	-38.04	-2.26
173	SWZ	Swaziland	1,313,321	56,926	521,911	-95.67	816.82
174	CAF	Central African Republic	186,223	323,283	453,863	73.60	40.39
175	GIN	Guinea	1,590,396	627,368	432,138	-60.55	-31.12
176	CUB	Cuba	2,802,405	678,530	396,219	-75.79	-41.61
177	MWI	Malawi	757,747	928,559	396,075	22.54	-57.35
178	CPV	Cabo Verde	97,571	28,702	367,897	-70.58	1,181.78
179	MTQ	Martinique	355,154	296,399	364,450	-16.54	22.96
180	GNB	Guinea-Bissau	445,190	742,950	357,592	66.88	-51.87
181	BLR	Belarus	18,443,718	4,625,996	257,898	-74.92	-94.43
182	SLE	Sierra Leone	812,229	1,041,303	225,057	28.20	-78.39
183	MCO	Monaco	683,222	580,037	218,783	-15.10	-62.28
184	BWA	Botswana	3,261,305	1,516,520	203,219	-53.50	-86.60
185	GRL	Greenland	105,705	17,473	200,566	-83.47	1,047.86
186	NRU	Nauru	0	107,145	195,889	Infinity	82.83
187	XXX	Kosovo	127,261	212,986	185,141	67.36	-13.07
188	FSM	Federated States Of Micronesia	873,199	194,188	177,039	-77.76	-8.83
189	VUT	Vanuatu	7,200	0	165,359	-100.00	Infinity
190	TJK	Tajikistan	179,457	170,404	162,358	-5.04	-4.72
191	LIE	Liechtenstein	5,997	35,512	161,754	492.16	355.49
192	IOT	British Indian Ocean Terr.	71,006	23,449	156,583	-66.98	567.76
193	BDI	Burundi	2,680	10,311	125,059	284.74	1,112.87
194	SLB	Solomon Islands	16,630	10,339	122,971	-37.83	1,089.39

195	WSM	Western Samoa	138,145	96,774	102,248	-29.95	5.66
196	MYT	Mayotte	48,571	0	95,792	-100.00	Infinity
197	COM	Comoros	0	1,180,874	91,076	Infinity	-92.29
198	PLW	Palau	9,795	157,115	89,397	1,504.03	-43.10
199	REU	Reunion	621,542	120,464	79,996	-80.62	-33.59
200	TCD	Chad	70,118	38,867	77,667	-44.57	99.83
201	MSR	Montserrat	213,393	42,040	63,153	-80.30	50.22
202	GUF	French Guiana	7,383	254,922	63,102	3,352.82	-75.25
203	AND	Andorra	6,465	0	61,062	-100.00	Infinity
204	ERI	Eritrea	943,069	156,866	41,895	-83.37	-73.29
205	MHL	Marshall Islands	39,952	28,803	39,619	-27.91	37.55
206	BTN	Bhutan	56,988	66,545	38,838	16.77	-41.64
207	GNQ	Equatorial Guinea	25,222	86,280	34,600	242.08	-59.90
208	FRO	Faroe Islands	25,650	23,421	22,522	-8.69	-3.84
209	STP	Sao Tome And Principe	0	10,631	20,169	Infinity	89.72
210	HMD	Heard And Mcdonald Islands	23,689	9,177	17,230	-61.26	87.75
211	XXX	West Bank Admin By Israel	135,957	132,667	16,638	-2.42	-87.46
212	SYR	Syria	327,561	0	11,576	-100.00	Infinity
213	LSO	Lesotho	0	0	10,251	NaN	Infinity
214	TLS	East Timor	313,810	245,000	9,699	-21.93	-96.04
215	FLK	Falkland Islands	68,744	0	6,384	-100.00	Infinity
216	COK	Cook Islands	15,950	24,760	5,288	55.24	-78.64
217	ATF	Fr.Sthem.,Antarctic Lands	0	8,426	4,013	Infinity	-52.37
218	CCK	Cocos Islands	0	17,000	3,192	Infinity	-81.22
219	SJM	Svalbard, Jan Mayen Island	22,800	0	2,510	-100.00	Infinity
220	XXX	Gaza Strip Admin By Israel	0	88,500	0	Infinity	-100.00
221	SPM	St. Pierre And Miquelon	0	51,316	0	Infinity	-100.00
222	SHN	St. Helena	0	6,352	0	Infinity	-100.00
223	SMR	San Marino	0	3,647	0	Infinity	-100.00
224	CXR	Christmas Island	86,790	0	0	-100.00	NaN
225	TKL	Tokelau Islands	0	0	0	NaN	NaN
226	TON	Tonga	0	0	0	NaN	NaN
227	KIR	Kiribati	0	0	0	NaN	NaN
228	VAT	Vatican City	0	0	0	NaN	NaN
229	NFK	Norfolk Island	0	0	0	NaN	NaN
230	NIU	Niue	0	0	0	NaN	NaN
231	ESH	Western Sahara	0	0	0	NaN	NaN

[WISERTrade](#): State HS Database

Source: Please cite U.S. Census Bureau, Foreign Trade Division via wisertade.org

Note: The State Exports by HS data series does not contain imputations for missing states and industries.